

**Note:** Dimensions are nominal measurements only

## SPECIFICATIONS

### RECOMMENDED USE

Domestic

### MATERIAL

Solid Brass

### MOUNTING HARDWARE INCLUDED

Yes, 4x Phillips Head Masonry Screw/ 4x Wall Plug

### FIXING DISTANCE

572mm (centre to centre)

# INSTALLATION GUIDE

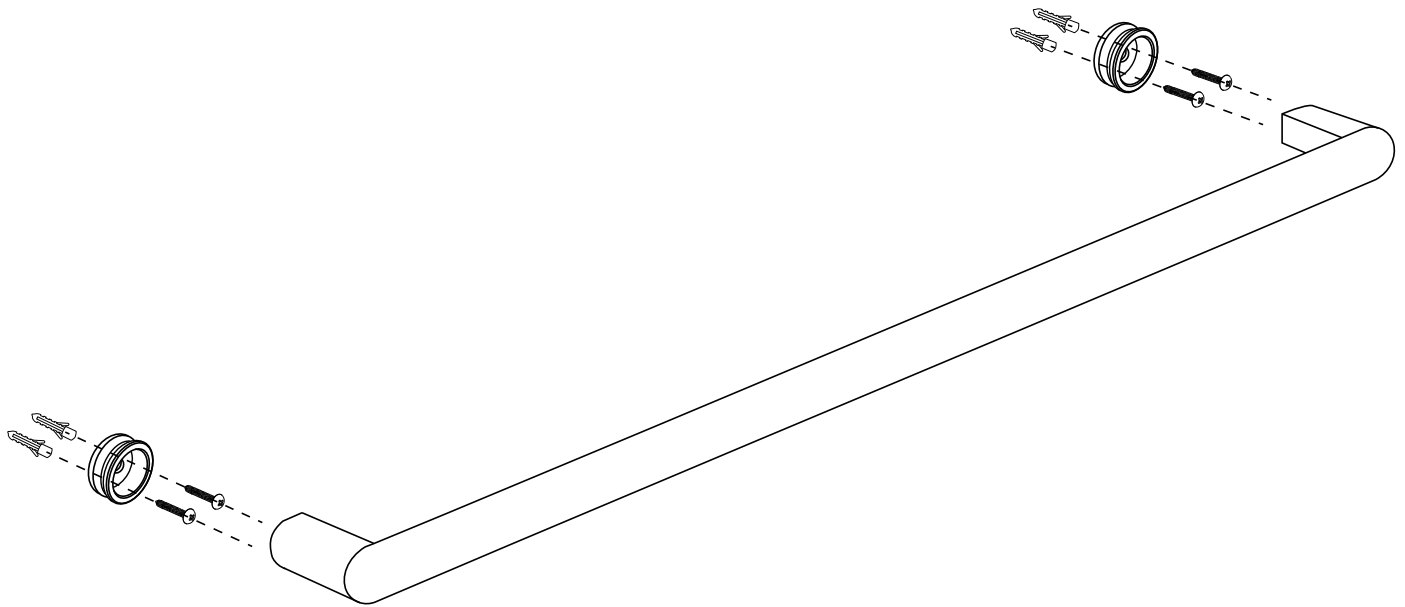
This product must be installed by a licensed tradesperson.

This is a general installation guide - there are many factors that are involved that can alter the installation method. This product install must comply with the standards in your respective country and must be adhered to by your licensed tradesperson.



- 1 Using the fixing bracket as a guide, drill holes in desired position and insert wall plugs.
- 2 Remove brackets from the towel rail using the allen key to loosen the grub screws. Install brackets by fastening the supplied screws into the wall plugs.
- 3 Place the towel rail onto the brackets and firmly tighten grub screws using allen key.

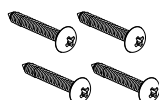
**IMPORTANT** - If installing onto plasterboard please use appropriate fixings.



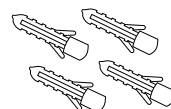
## IN THE BOX



2x Wall Brackets



4x Fixing Screws



4x Wall Plugs



1x Allen Key



Regularly clean with mild liquid detergent or soap and water.



DO NOT use cream cleaners or bleach. These substances are abrasive.



DO NOT use cleaning pads with abrasive surfaces as this may scratch the material.