ELYSIAN THERMOSTATIC DIVERTER HANDLE KIT - SOLID BRASS

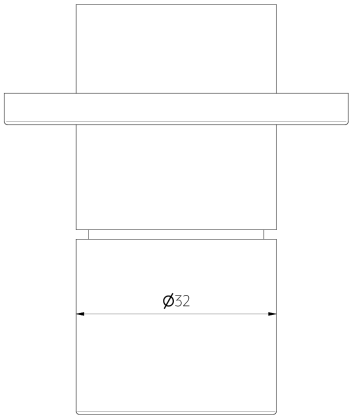

Top View

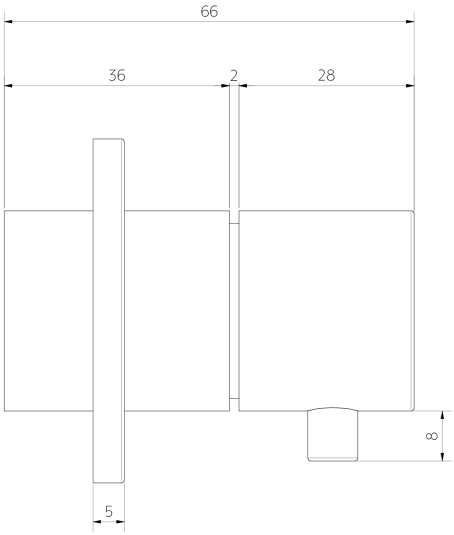

Side View

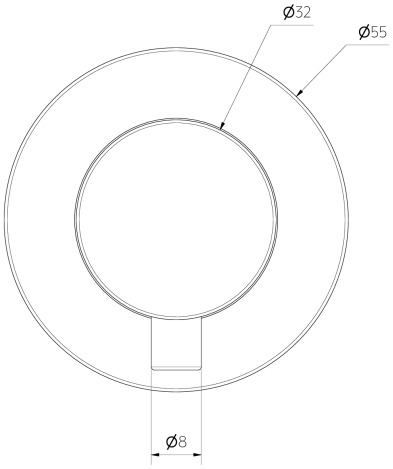

Front View

Note: Dimensions are nominal measurements only

SPECIFICATIONS

RECOMMENDED USE	Domestic
MATERIAL	304 Stainless Steel

Disclaimer: Products in this manual must by law be installed by licensed and registered tradespeople in accordance with the relevant standards. ABI and the manufacturer/distributor reserve the right to vary specifications or delete models from their range without prior notification. Dimensions are nominal measurements only. The information listed is correct at the time of publication, however ABI and the manufacturer/distributor takes no responsibility for printing errors. Copyright © ABI Interiors 2024 Pty Ltd

INSTALLATION GUIDE

Note: This product must be installed by a licensed plumber. This is a general installation guide - there are many factors involved that can alter the installation method. **AU/NZ:** For installations within Australia and New Zealand, this product must be installed in compliance with AS/NZS 3500. **UK:** For installations in the United Kingdom this product must be installed in compliance with the Water Supply (Water Fittings) Regulations and Water Supply (Water Fittings) (Scotland) Byelaws. **Other:** For installations outside these countries, this product must be installed in compliance with the standards in your respective country.

ABI INTERIORS

INSTALLATION - DIVERTER HANDLE KIT

1. Screw on diverter sleeve.
   Slide diverter backplate onto the sleeve ensuring not to scratch.

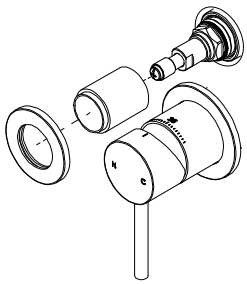

2. Install handle by tightening grub screw with provided Allen key.
   Screw on handle stem, using o-ring to tighten.

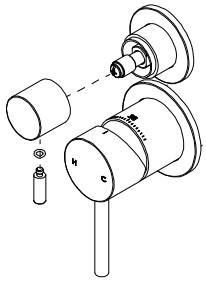

OPERATION

2 - Outlet variant

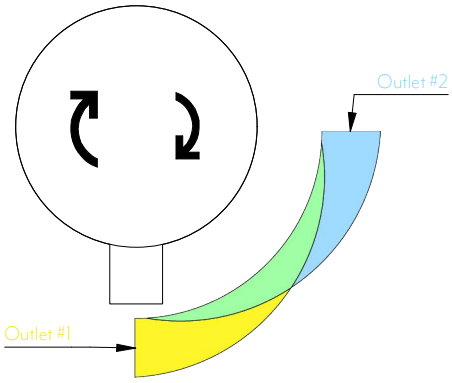

3 - Outlet variant

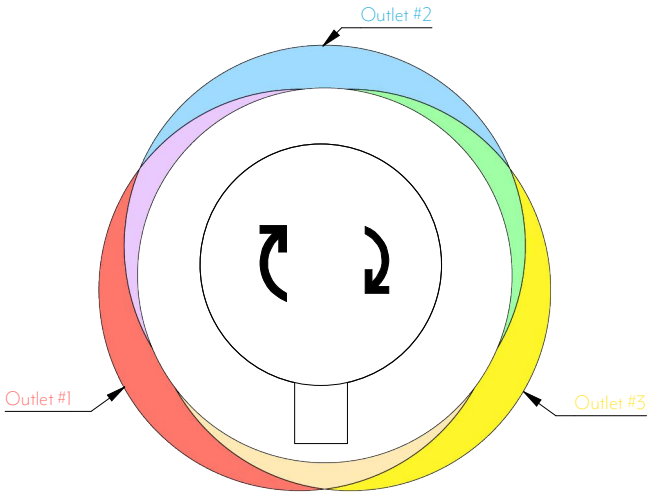

In the box

1 x Grub screw

1 x O-ring

1 x Handle stem

1 x Handle

1 x Allen key

1 x Diverter sleeve

1 x Backplate

Regularly clean with mild liquid detergent or soap and water



DO NOT use cream cleaners or bleach. These substances are abrasive

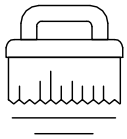

DO NOT use cleaning pads with abrasive surfaces as this may scratch the material