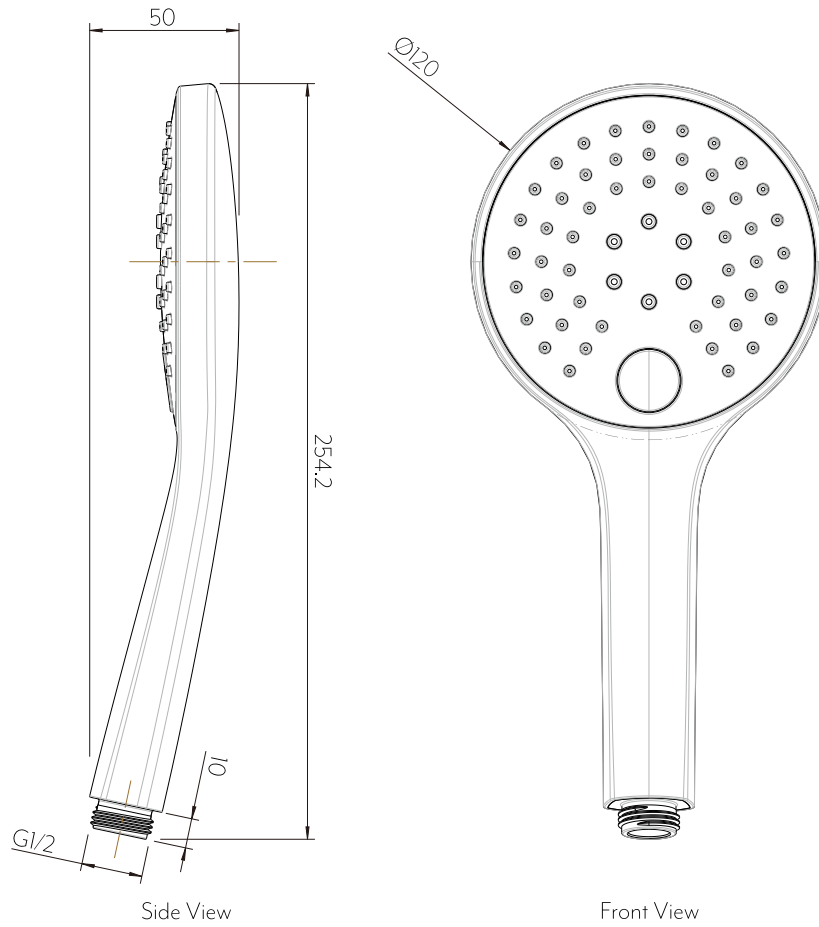


3-FUNCTION ROUND HAND SHOWER



Note: Dimensions are nominal measurements only

SPECIFICATIONS

RECOMMENDED USE

Domestic

MATERIAL

ABS Plastic and Rubber Nubbins

TEMPERATURE RATING

Maximum continuous working temperature 75°C
If the water temperature exceeds 75°C, an approved tempering valve must be fitted

PRESSURE RATING

Recommended minimum working pressure 150kPa
Recommended maximum working pressure 500kPa
Hot and cold water inlet pressure should be equal

SUITABLE HOT WATER UNITS

Storage tank: Yes
Continuous Flow: Yes
Gravity Feed: Suitable

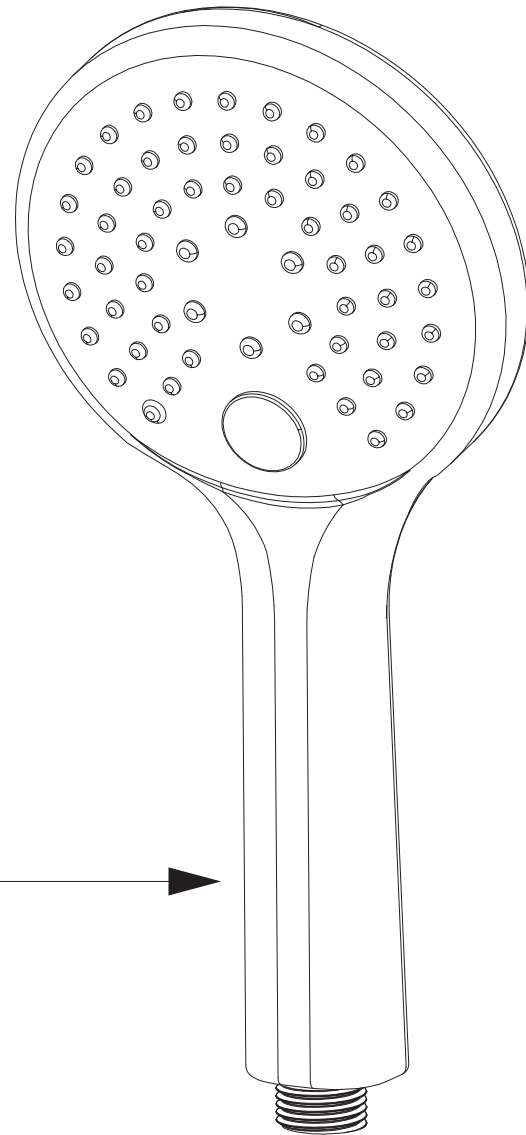
WATER EFFICIENCY

Flow Rate 8L/min

INSTALLATION GUIDE

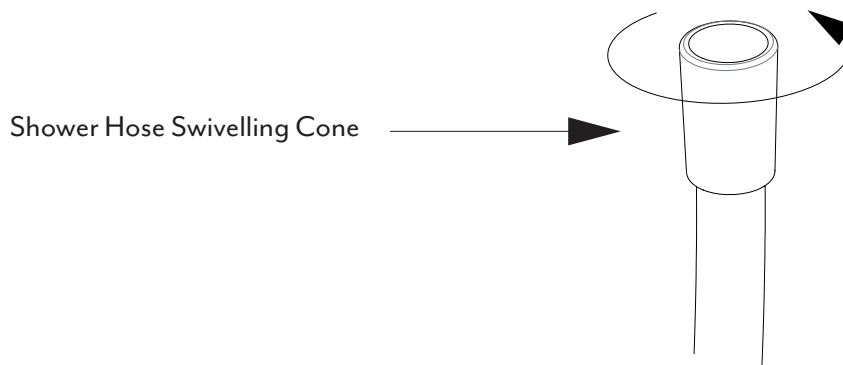



Note: This product must be installed by a licensed plumber. This is a general installation guide - there are many factors involved that can alter the installation method. **AU/NZ:** For installations within Australia and New Zealand, this product must be installed in compliance with AS/NZS 3500. **UK:** For installations in the United Kingdom this product must be installed in compliance with the Water Supply (Water Fittings) Regulations and Water Supply (Water Fittings) (Scotland) Byelaws. **Other:** For installations outside these countries, this product must be installed in compliance with the standards in your respective country.



STEP ONE: Ensure flat washer is fitted inside the hose end.

STEP TWO: Connect the swivelling cone end of hose in a clockwise direction onto the Vino Hand Shower and hand tighten



Regularly clean with mild liquid detergent or soap and water.



DO NOT use cream cleaners or bleach. These substances are abrasive.



DO NOT use cleaning pads with abrasive surfaces as this may scratch the material.