

Note: Dimensions are nominal measurements only

SPECIFICATIONS

RECOMMENDED USE

Domestic / Commercial

MATERIAL

Stainless steel 304

TEMPERATURE RATING

Maximum continuous working temperature 75°C
If the water temperature exceeds 75°C, an approved tempering valve must be fitted

PRESSURE RATING

Recommended minimum working pressure 150kPa
Recommended maximum working pressure 500kPa
Hot and cold water inlet pressure should be equal

SUITABLE HOT WATER UNITS

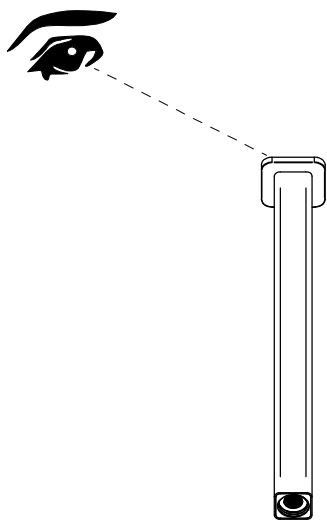
Storage tank: Yes
Continuous Flow: Yes
Gravity Feed: Not suitable

INSTALLATION GUIDE

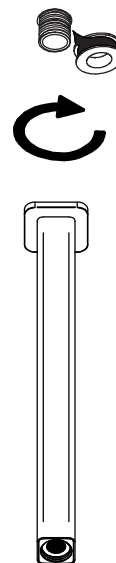
Note: This product must be installed by a licensed plumber. This is a general installation guide - there are many factors involved that can alter the installation method. **AU/NZ:** For installations within Australia and New Zealand, this product must be installed in compliance with AS/NZS 3500. **UK:** For installations in the United Kingdom this product must be installed in compliance with the Water Supply (Water Fittings) Regulations and Water Supply (Water Fittings) (Scotland) Byelaws. **Other:** For installations outside these countries, this product must be installed in compliance with the standards in your respective country.



- 1 Ensure o-ring is correctly installed into back plate.



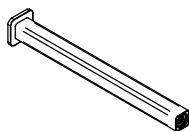
- 2 Apply thread tape to the G 1/2 ceiling outlet.
Install shower dropper onto outlet.



* Please note this shower dropper is designed to be used in conjunction with the Nesso shower head.

IN THE BOX

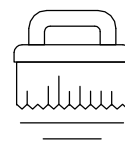
1 x Shower dropper



Regularly clean with mild liquid detergent or soap and water



DO NOT use cream cleaners or bleach. These substances are abrasive



DO NOT use cleaning pads with abrasive surfaces as this may scratch the material