

**Note:** Dimensions are nominal measurements only

## SPECIFICATIONS

### RECOMMENDED USE

Domestic

### MATERIAL

Solid Surface

### INSTALLATION

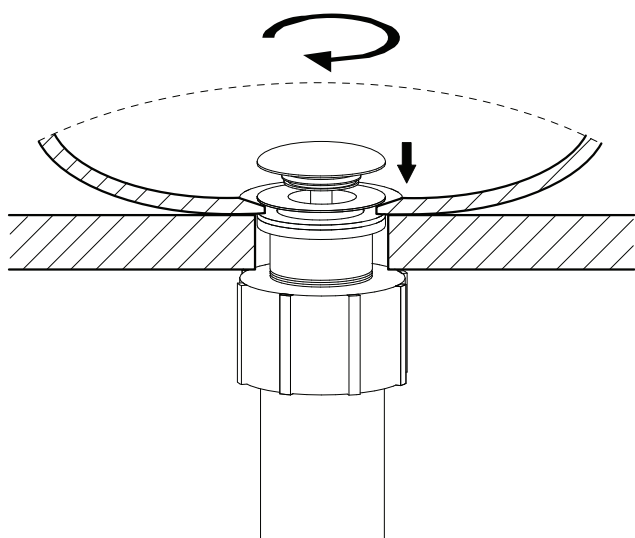
This product is suited to ABI Avi Pop Up Waste and must be purchased separately.

# INSTALLATION GUIDE

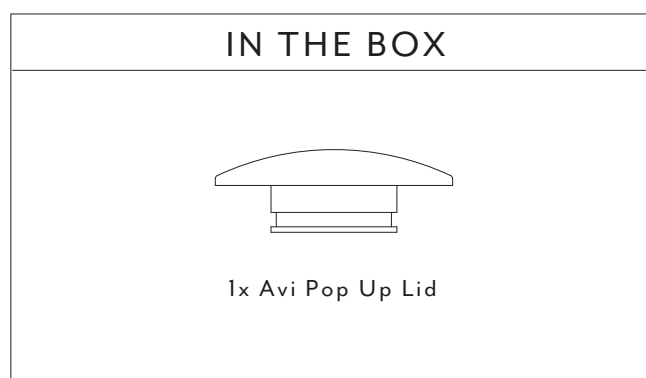
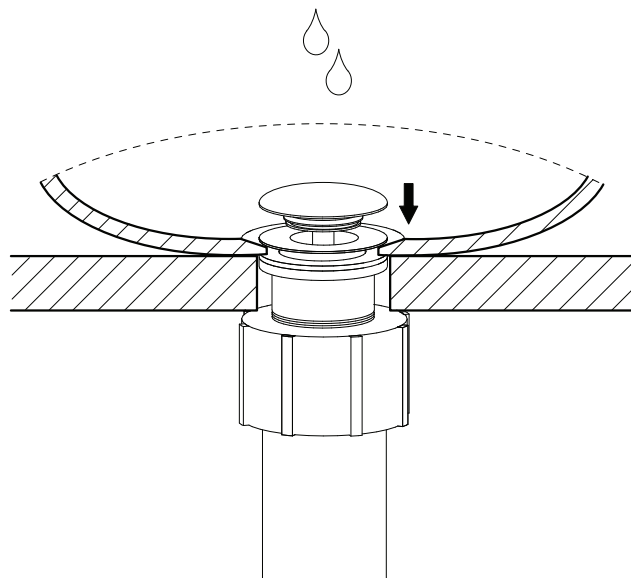
Note: This product must be installed by a licensed plumber.  
This is a general installation guide - there are many factors that are involved that can alter the installation method. The standards in your respective country must be adhered to by your licensed tradesperson.



- 1 Hand tighten plug into top base.



- 2 Connect pipe work & test plug mechanism by pressing plug down with running water.



Regularly clean with mild liquid detergent or soap and water.



DO NOT use cream cleaners or bleach. These substances are abrasive.



DO NOT use cleaning pads with abrasive surfaces as this may scratch the material.