

Note: Dimensions are nominal measurements only

SPECIFICATIONS

RECOMMENDED USE

Domestic/Commercial

MATERIAL

304 Stainless Steel

INSTALLATION

Undermount, Top Mount

OVERFLOW

No

CAPACITY

31L

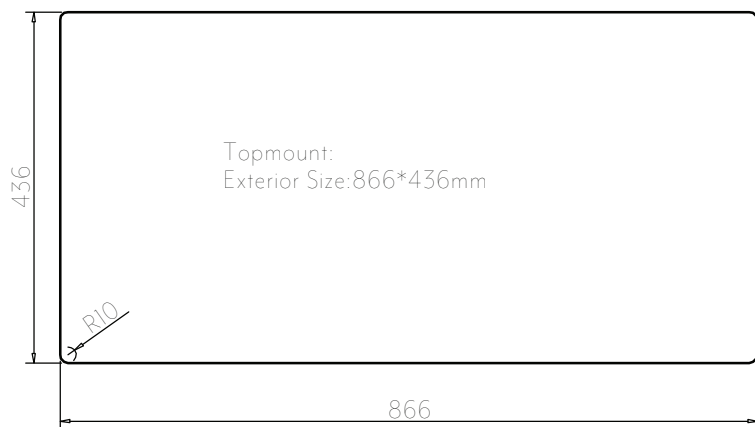
INSTALLATION GUIDE

This product must be installed by a licensed plumber.
This is a general installation guide - there are many factors that are involved that can alter the installation method.
This product install must comply with AS/NZS 3500.

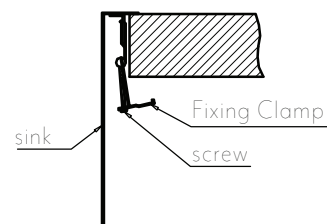


CUT-OUT TEMPLATES

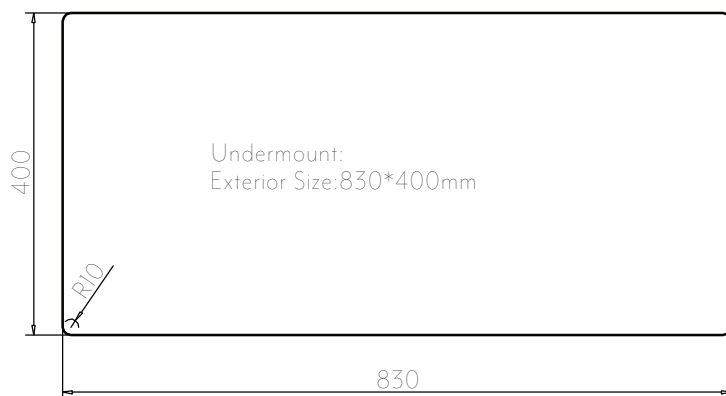
TOPMOUNT INSTALLATION



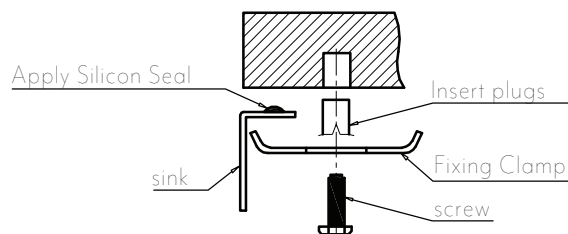
TOPMOUNT INSTALLATION



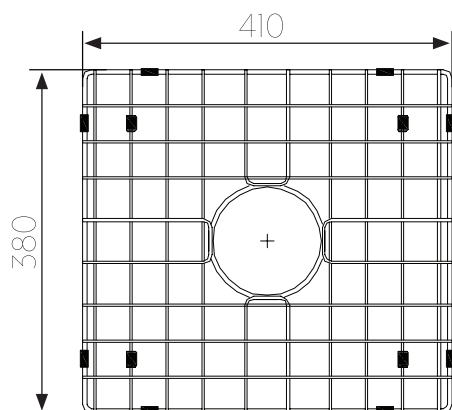
UNDERMOUNT INSTALLATION



UNDERMOUNT INSTALLATION



RACK DIMENSIONS



Regularly clean with mild liquid detergent or soap and water.



DO NOT use cream cleaners or bleach. These substances are abrasive.



DO NOT use cleaning pads with abrasive surfaces as this may scratch the material.