

Note: Dimensions are nominal measurements only

SPECIFICATIONS

RECOMMENDED USE

Domestic/Commercial

MATERIAL

304 Stainless Steel

STRUCTURE

2 Ball Bearing (2BB)

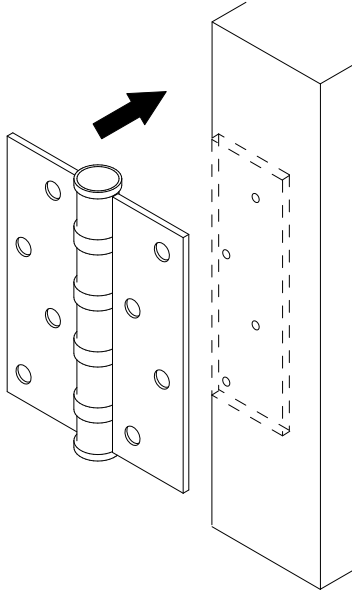
INSTALLATION GUIDE

This product must be installed by a licensed tradesperson.

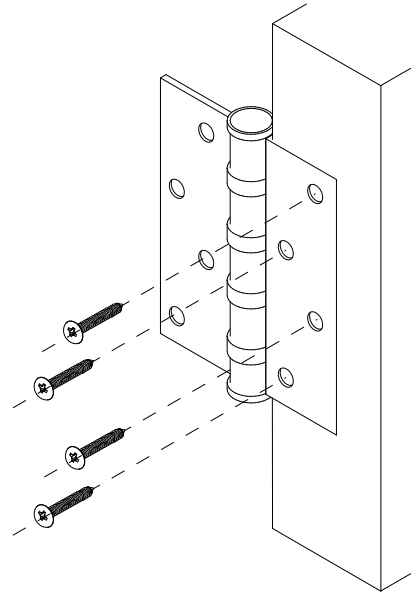
This is a general installation guide - there are many factors that are involved that can alter the installation method. This product install must comply with the standards in your respective country and must be adhered to by your licensed tradesperson.

ABI
INTERIORS

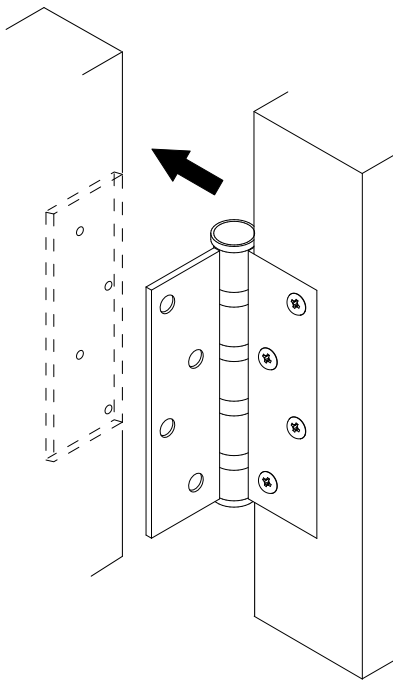
- 1 Mark the desired fixing location on the door for the hinge to be mounted.
Router the hinge location and predrill the fixing location accordingly.



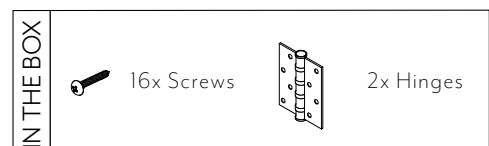
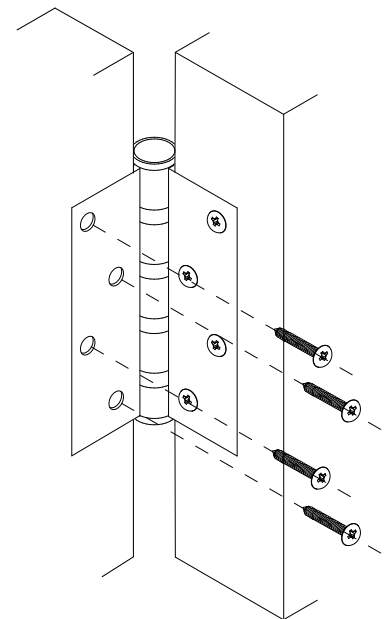
- 2 Fix the hinge to the door using fixings provided. Check swing direction prior to fixing.



- 3 Align the hinge with the door jamb and mark out fixing locations.
Router the hinge location and predrill the fixing location accordingly.



- 4 Fix the hinge to the door jamb using fixings provided.



Regularly clean with mild liquid detergent or soap and water.



DO NOT use cream cleaners or bleach. These substances are abrasive.



DO NOT use cleaning pads with abrasive surfaces as this may scratch the material.