

Note: Dimensions are nominal measurements only

SPECIFICATIONS

RECOMMENDED USE

Domestic/Commercial

MATERIAL

Solid Brass

TEMPERATURE RATING

Maximum continuous working temperature 75°C
If the water temperature exceeds 75°C, an approved tempering valve must be fitted

PRESSURE RATING

Recommended minimum working pressure 150kPa
Recommended maximum working pressure 500kPa
Hot and cold water inlet pressure should be equal

SUITABLE HOT WATER UNITS

Storage tank: Yes
Continuous Flow: Yes
Gravity Feed: Not suitable

STANDARDS

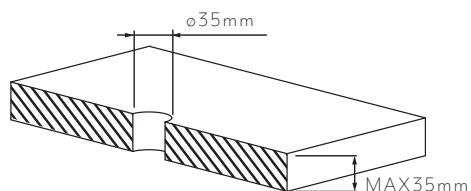
WELS 5 Star, 6L/min, T36498

INSTALLATION GUIDE

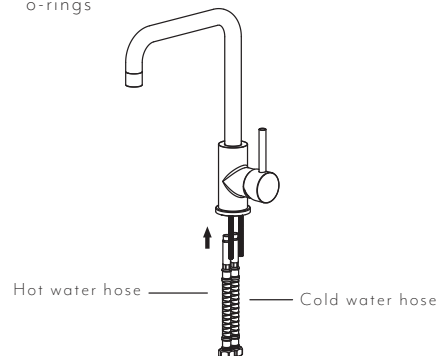
Note: This product must be installed by a licensed plumber.
This is a general installation guide - there are many factors that are involved that can alter the installation method.
This product install must comply with AS/NZS 3500.



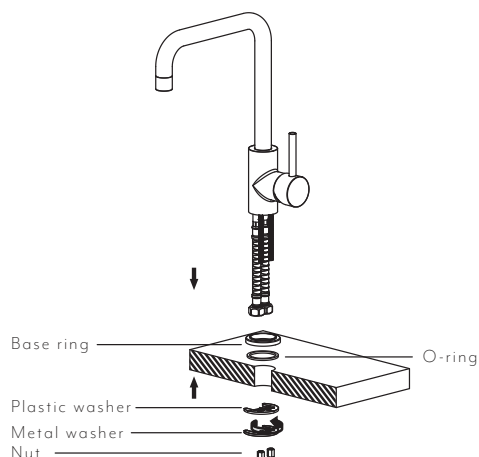
- 1 Mark hole in benchtop at desired position and drill a 35mm hole.



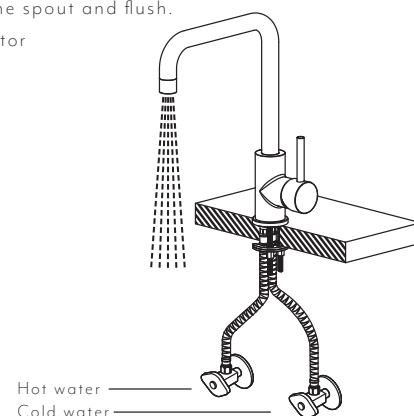
- 2 As shown in the figure, connect the H & C flexible hoses. ABI recommends applying appropriate lubricant to o-rings



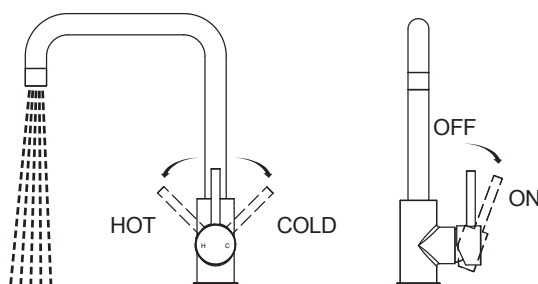
- 3 Install the basin mixer by fixing the washers, nut & screws on the underside of the benchtop.



- 4 Attach the two flexible hoses to water supply and hand tighten. Remove the aerator from the spout and flush. Re-install aerator



MIXER OPERATION



Regularly clean with mild liquid detergent or soap and water.



DO NOT use cream cleaners or bleach. These substances are abrasive.



DO NOT use cleaning pads with abrasive surfaces as this may scratch the material.